



Click the  icon to access videos and reading assignments.

- |        |   |
|--------|---|
| DONE ✓ | <p><b>1. Daily 10/4 – develop your lead generation habit</b></p> <p><input type="checkbox"/> <b>Complete</b> your Daily 10/4 daily!</p> <p><input type="checkbox"/> <b>Write</b> notes on the homes you previewed and bring to class to share</p> <p><input type="checkbox"/> <b>Report out</b> – be prepared to share your Daily 10/4 results in class</p> |
| DONE ✓ | <p><b>2. Extend your learning</b></p> <p><input type="checkbox"/> <b>Practice</b> scripts with a partner</p>  |
| DONE ✓ | <p><b>3. Prepare for Negotiations – watch a KW Master</b></p> <p><input type="checkbox"/> <b>Watch: <i>Negotiating</i></b> (27:30 mins) </p>   |
| DONE ✓ | <p><b>4. Get Acquainted with Common Negotiation Issues – with scripted responses</b></p> <p><input type="checkbox"/> <b>Download</b> from Ignite on KWConnect, the Script Book and specifically <b><i>Negotiation Scripts</i></b>. Study these scripts and be prepared to use them in class</p>   |
| DONE ✓ | <p><b>5. Follow up – with previous Power Session</b></p> <p><input type="checkbox"/> <b>Complete</b> activities from the Action Plan in the previous Power Session</p>  |
| DONE ✓ | <p><b>6. Grow your database – with your current contacts</b></p> <p><input type="checkbox"/> <b>Bring</b> your prepared contact list and your laptop/tablet to the next Ignite class</p>  |

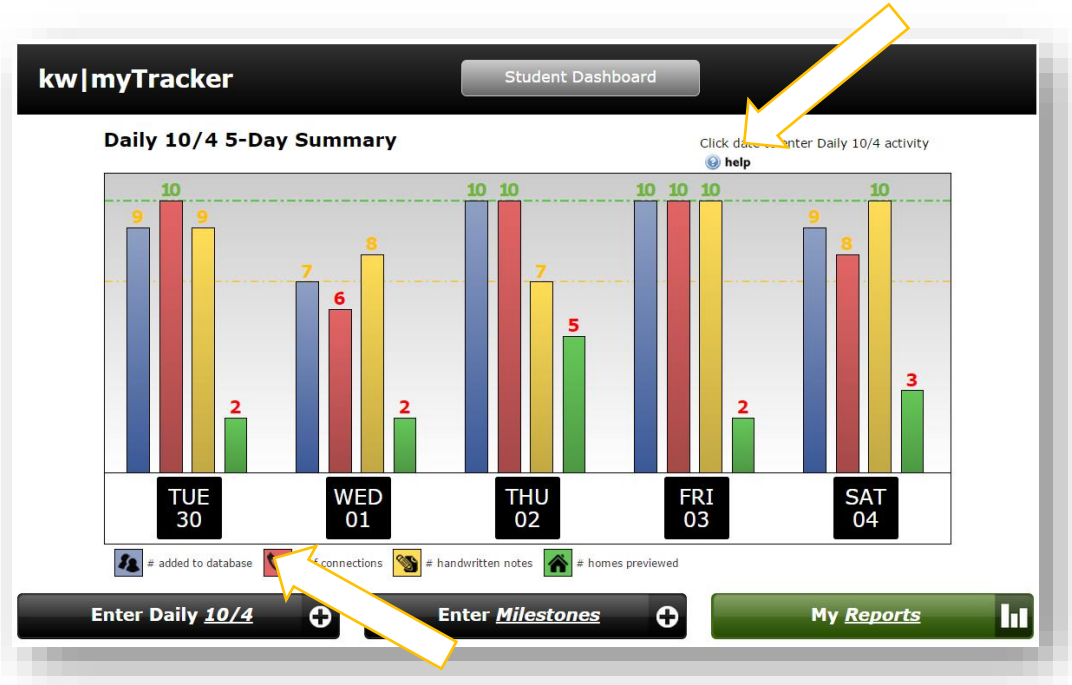
\*Access videos from [KWConnect.com](http://KWConnect.com), Ignite. Need help? Contact your Technology Coordinator or Tech Ambassador in your Market Center, or email [support@kw.com](mailto:support@kw.com).



# Instructions for myTracker

Using your smartphone, tablet, or laptop, go to [Daily104.com](http://Daily104.com) (or [www.Daily104.com](http://www.Daily104.com)). You will be asked to sign in with your kw.com login if you're not already signed in.

Read the instructions on how to use myTracker by clicking on "help" on myTracker (see arrow).



Click on "Enter Daily 10/4" in the lower left corner and enter your activities for the day.

The screenshot shows the 'Enter Daily 10/4 for 07/18/2015' form. It includes a 'Change Date' button and four activity categories, each with a progress bar and a 'Save' button:

- 1. Add 10 to database: 0
- 2. Make 10 connections: 0
- 3. Write 10 notes: 0
- 4. Preview 10 homes/week: 0

At the bottom, there is a 'Save' button and a link: 'Also want to Enter Milestones?'

